



Angle Grinders

Satisfy Professional's Needs

GA7030/ S, GA7040S 180mm (7")
GA9030/ S, GA9040S 230mm (9")




ROBUST CREATURE
G E N E R A T I O N

The Inside of the Creature Is...

Outstanding Durability

/// Superior Anti-Dust Structure

Protective zigzag varnish on armature coil.
Protective powder varnish-coating on field coil.
Bearing-protective labyrinth construction.
Vent slots designed to minimize dust entrance.



/// Machined Bevel Gear

having durability higher than sintered gear.

/// Large Rubber Tool Rest

/// Increased Heat Resistance
superior to our predecessor models.

/// Torque Limiter

/// Large-boned shaft



/// Heavy Duty Motor

180mm (7") GA7030/ S **2,400W** GA7040S **2,600W**
230mm (9") GA9030/ S **2,400W** GA9040S **2,600W**



/// Rotatable Rear Handle

Can be positioned to suit most cutting and grinding operations. (90 degrees R/L)



/// Low Vibration Rear Handle

with Soft Grip for More Comfort and Control.

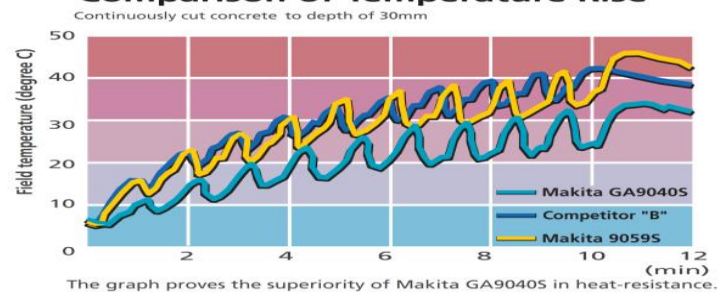


/// Vibration Absorbing Side Grip (option)





Increased Heat Resistance Comparison of Temperature Rise


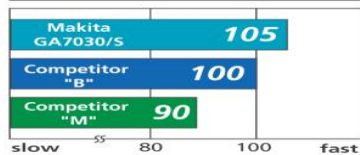


Performance data


Efficiency of concrete cutting Performance

(Cut concrete to depth of 40 mm.)

180mm Angle Grinders



230mm Angle Grinders



Numbers in the charts above are relative values when setting Competitor "B" capacity as 100. It may differ under some conditions.

Option

Anti Vibration Grip
Part No. 194290-6



Plastic carrying case
Part No. 824755-1



Dust Collecting Wheel Guard Part No. 194044-1



Dust Covers Part No. 194289-1
Protect motor from metal dust.



Angle Grinder GA7030/ GA7030S/ GA7040S 180mm (7") / GA9030/ GA9030S/ GA9040S 230mm (9") 204

- Double Insulation
- Soft Start (GA7030S/ GA7040S/ GA9030S/ GA9040S)
- Torque Limiter



Specification	GA7030/ GA7030S	GA7040S	GA9030/ GA9030S	GA9040S
Continuous rating Input	2,400W	2,600W	2,400W	2,600W
Capacity (Depressed center wheel)	180mm (7")	230mm (9")	230mm (9")	230mm (9")
Hole dia.	22.23mm (7/8")	22.23mm (7/8")	22.23mm (7/8")	22.23mm (7/8")
No load speed	8,500rpm	6,600rpm	6,600rpm	6,600rpm
Dimensions (L x W x H)	511mm x 200mm x 140mm (20-1/8" x 7-7/8" x 5-1/2")	511mm x 249mm x 140mm (20-1/8" x 9-3/4" x 5-1/2")	511mm x 249mm x 140mm (20-1/8" x 9-3/4" x 5-1/2")	511mm x 249mm x 140mm (20-1/8" x 9-3/4" x 5-1/2")
Net weight	5.1kg (11.2lbs)	5.5kg (12.1lbs)	5.1kg (11.2lbs)	5.5kg (12.1lbs)
Power supply cord	2.5m (8.2ft)	2.5m (8.2ft)	2.5m (8.2ft)	2.5m (8.2ft)
Standard equipment	Lock Nut wrench, Grip (Tool does not come with depressed center wheel)			

Items of standard equipment and specifications may differ from country to country.