IndustryKART.com Online Industrial Megastore

Insert Fittings
Series KF

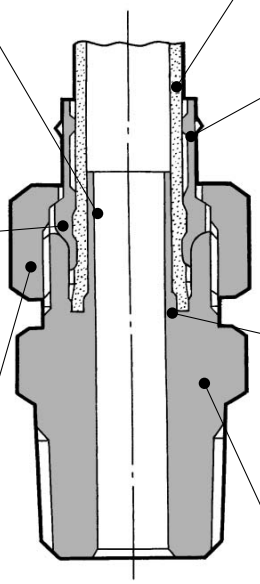

Insert

Suitable for use with nylon, soft nylon and urethane.
Large retaining force.

Insert mechanism can provide reliable retaining force on both sides of the tube, inside and outside.

Ferrul

Low tightening torque.

The resin ferrule permits the low tightening torque of the nut but provides a large retaining force.

Can be used for a wide range of pressures from vacuum up to a pressure of 1.0 MPa.

Union nut

Tube

Tube grip

Slip prevention.

Tube grip retains the tube in position.

Tube support

Tube sliding prevented during installation.

The tube support mechanism gives a strong feeling when inserting tube, and prevents tube from sliding when screwing in the tube.

Body

PAT.

Applicable for nylon, soft nylon and polyurethane tubing.

Designed for improvement of workability with low clamping torque.



Applicable Tubing

Tubing size		O.D.	4	6	8		10		12	
		I.D.	2.5	4	5	6	6.5	7.5	8	9
Material	Nylon tubing		●	●	—	●	—	●	—	●
	Soft nylon tubing		●	●	—	●	—	●	—	●
	Polyurethane tubing		●	●	◎ Note)	—	◎ Note)	—	◎ Note)	—

Note) "◎" mark (polyurethane tubing ø8, ø10, ø12) are provided with the captive styles because of different I.D.

Specifications

Fluid		Air
Maximum operating pressure		1.0 MPa
Operating vacuum pressure		–101.3 kPa
Proof pressure		7.0 MPa
Ambient and fluid temperature		–5 to 60°C (No freezing)
Thread	Mounting section	JIS B 0203 (Taper thread for piping)
	Nut section	JIS B 0211 Class 2 (Metric fine thread)
Seal (Thread portion) Note)		None or with seal

Note) Male elbow, Male branch tee and Male run tee with sealant are manufactured upon receipt of order. Suffix "S" to the end of part number if W/ seal is desired.

Principal Parts Material

Body	C3604BD, C3771BE
Nut	C3604BD
Ferrul	Nylon 66

Male Connector: KFH

Applicable tubing (mm) O.D.	Applicable tubing (mm) I.D.	Connection thread R	Model	H1 (width across flats)	H2 (width across flats)	L1	L2	M	ød	A*	Effective area (mm²)	Weight (g)
4	2.5	1/8	**KFH04-01**	10	10	30.5	23.8	15.5	1.5	26.5	1.6	13
		1/4	**KFH04-02**	14		34.5	27.8			28.5		23
6	4	1/8	**KFH06-01**	10	12	30.2	23.5	15.2	3	26.2	6	14
		1/4	**KFH06-02**	14		34.2	27.5			28.2		25
		3/8	**KFH06-03**	17		35.2	28.5			28.9		36
8	5	1/8	**KFH08U-01**	12	14	30.2	23.5	16.2	4	26.2	11	16
		1/4	**KFH08U-02**	14		34.2	27.5			28.2		25
		3/8	**KFH08U-03**	17		35.2	28.5			28.9		37
	6	1/8	**KFH08N-01**	12		30.2	23.5		5	26.2	17	16
		1/4	**KFH08N-02**	14		34.2	27.5			28.2		24
		3/8	**KFH08N-03**	17		35.2	28.5			28.9		36
10	6.5	1/4	**KFH10U-02**	17	17	35.8	28.5	18.8	5.5	29.8	21	32
		3/8	**KFH10U-03**			36.8	29.5			30.5		40
		1/2	**KFH10U-04**	22		39.8	32.5			31.6		65
	7.5	1/4	**KFH10N-02**	17		35.8	28.5		6.5	29.8	30	31
		3/8	**KFH10N-03**			36.8	29.5			30.5		39
		1/2	**KFH10N-04**	22		39.8	32.5			31.6		64
12	8	1/4	**KFH12U-02**	17	19	36.3	29.5	19.3	7	30.3	35	33
		3/8	**KFH12U-03**			37.3	30.5			31		41
		1/2	**KFH12U-04**	22		40.3	33.5			32.1		65
	9	1/4	**KFH12N-02**	17		36.3	29.5		8	30.3	45	31
		3/8	**KFH12N-03**			37.3	30.5			31		39
		1/2	**KFH12N-04**	22		40.3	33.5			32.1		64

∗ Reference dimensions after R thread installation.

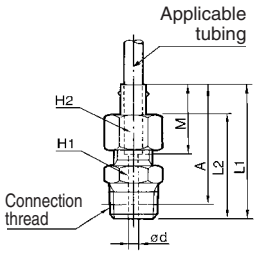

Straight Union: KFH

Applicable tubing (mm) O.D.	Applicable tubing (mm) I.D.	Model	H1 (width across flats)	H2 (width across flats)	L1	L2	M	ød	Effective area (mm²)	Weight (g)
4	2.5	**KFH04-00**	8	10	40.9	27.6	15.5	1.5	1.6	13
6	4	**KFH06-00**	10	12	40.3	27	15.2	3	6	17
8	5	**KFH08U-00**	12	14	41.3	28	16.2	4	11	23
	6	**KFH08N-00**						5	17	22
10	6.5	**KFH10U-00**	17	17	44.6	30	18.8	5.5	21	36
	7.5	**KFH10N-00**						6.5	30	
12	8	**KFH12U-00**	17	19	45.5	32	19.3	7	35	42
	9	**KFH12N-00**						8	45	41

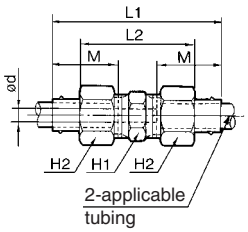

Male Elbow: KFL

Applicable tubing (mm) O.D.	Applicable tubing (mm) I.D.	Connection thread R	Model	H1 (width across flats)	H2 (width across flats)	L1	L2	L3	L4*	M	ød	A	Effective area (mm²)	Weight (g)
4	2.5	1/8	**KFL04-01**	10	10	27.5	20.8	17	13	15.5	1.5	19.3	1.6	21
		1/4	**KFL04-02**					19						25
6	4	1/8	**KFL06-01**	10	12	27.2	20.5	17	13	15.2	3	19.3	6	22
		1/4	**KFL06-02**					19						27
		3/8	**KFL06-03**	12		30.2	23.5	20	13.7			21		38
8	5	1/8	**KFL08U-01**	12	14	28.2	21.5	18	14	16.2	4	21.3	9.5	30
		1/4	**KFL08U-02**					21	15			22.3	11	32
		3/8	**KFL08U-03**			30.2	23.5	20	13.7			21		39
	6	1/8	**KFL08N-01**			28.2	21.5	18	14		5	21.3	12	31
		1/4	**KFL08N-02**					21	15			22.3	16	32
		3/8	**KFL08N-03**			30.2	23.5	20	13.7			21		37
10	6.5	1/4	**KFL10U-02**	12	17	31.8	24.5	22	16	18.8	5.5	23.3	18	38
		3/8	**KFL10U-03**					21	14.7			22	20	44
		1/2	**KFL10U-04**	14		33.8	26.5	25	16.8			25.3		66
	7.5	1/4	**KFL10N-02**	12		31.8	24.5	22	16		6.5	23.3	23	38
		3/8	**KFL10N-03**					21	14.7			22	26	43
		1/2	**KFL10N-04**	14		33.8	26.5	25	16.8			25.3		65
12	8	1/4	**KFL12U-02**	14	19	34.3	27.5	23	17	19.3	7	25.5	24	53
		3/8	**KFL12U-03**					22	15.7			24.2	30	53
		1/2	**KFL12U-04**					25	16.8			25.3		68
	9	1/4	**KFL12N-02**					23	17		8	25.5	27	51
		3/8	**KFL12N-03**					22	15.7			24.2	35	52
		1/2	**KFL12N-04**					25	16.8			25.3		67
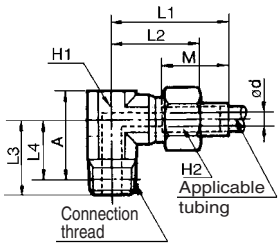
∗ Reference dimensions after R thread installation.