

PRODUCT CODE 0359

Decoprime Cement Primer (ST)

Asian Paints Decoprime Cement Primer (ST) is suitable for use as a primer for masonry topcoats like distemper, emulsions, lustre and matt wall finishes. It helps in providing a suitable surface for application of subsequent coats of putty and finish paint.



SOLVENT BASED

asianpaints
LEAD FREE GUARANTEE

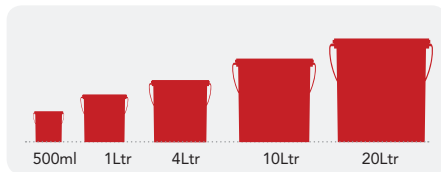
* All Asian Paints products contain no added Lead, Mercury, Arsenic or Chromium from April 2008.

PRODUCT BENEFITS

Asian Paints Decoprime Wall Primer (ST) sets fast, has good healing properties, good resistance to wall alkalinity, moisture and fungus.

PRODUCT FEATURES

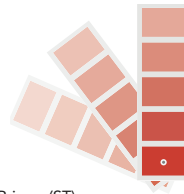
AVAILABLE PACKS



Shelf life: 3 years from date of manufacture in original tightly closed containers away from direct sunlight and excessive heat.

COLOURS AVAILABLE

White*



Please note: Decoprime Cement Primer (ST) is an undercoat

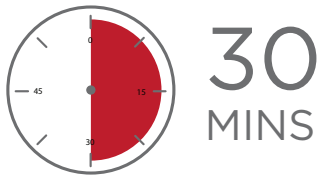
COVERAGE

On smooth masonry surface by brushing



1 COAT
130 - 160
sq.ft/ltr**

DRYING TIME TO TOUCH




RECOMMENDED USAGE



Can be used for priming plastered walls, asbestos, brick work, concrete, etc

HOW TO APPLY

PRE PAINTING STEPS



PLASTER New masonry surfaces must be allowed to cure completely. It is recommended to allow 28 days as the curing time for new masonry surfaces.



CLEANING Surface should be free from any loose paint, dust or grease. Growths of fungus, algae or moss should be removed by wire brushing and water. In case of areas having excessive dampness use Asian Paints DampBlock to limit further dampness. When the underlying surface exhibits chalkiness, in spite of thorough surface cleaning, use Asian Paints Exterior Sealer.



FILLING FOR CRACKS For filling cracks upto 3mm use Asian Paints Crack Seal.



FILLING FOR HOLES & DENTS In case of dents and holes use Asian Paints Acrylic Wall Putty or white cement and fine sand in the ratio 1:3

APPLICATION PROCESS

APPLICATION	CODE	THINNER	DILUTION %	APPLICATION VISCOSITY ¹	RECOATING PERIOD
STEP 1 SANDING SAND THE SURFACE WITH EMERY PAPER 180 AND WIPE CLEAN					
STEP 2 DECOPRIME CEMENT PRIMER (ST) BRUSH / SPRAY	0359	MTO*	BRUSH 8 - 10 SPRAY 13 - 15	BRUSH 30 - 40 SPRAY 20 - 25	6 - 8 HRS
STEP 3 ACRYLIC WALL PUTTY PUTTY KNIFE	1354	WATER	BASED ON REQUIREMENT	SUPPLY CONSISTENCY	4 - 6 HRS
STEP 4 SANDING SAND THE SURFACE WITH EMERY PAPER 180 AND WIPE CLEAN					
STEP 5 DECOPRIME CEMENT PRIMER (ST) BRUSH / SPRAY	0359	MTO*	BRUSH 8 - 10 SPRAY 13 - 15	BRUSH 30 - 40 SPRAY 20 - 25	6 - 8 HRS
STEP 6 SANDING SAND THE SURFACE WITH EMERY PAPER 320 AND WIPE CLEAN					

1. As measured through a Ford cup.
2. Recoat period is quoted for 25°C and 50% Relative Humidity, these may vary under different conditions.
* Mineral Turpentine Oil

ADDITIONAL INFORMATION

VOC CONTENT



Asian Paints Royale Lustre meets the LEEDS VOC criteria as per Indian Green Building Council version 1.0 as tested at Shriram Institute for Industrial Research. Tested for Royale Lustre White (shade code 0908)

POST PAINTING CARE

For the best performance of the paint, ensure proper washing and cleaning of all algal and fungal growth, if any, at regular intervals of six months.

TECHNICAL DETAILS

- a. Drying time:** Surface dry time 30 min
- b. Sheen levels:** 15-35 at 35 deg GH
- c. Flash point IS101/1987 Part 1, Sec 6:** NA
- d. Stability of thinned paint:** To be used within 24 hours

PRECAUTIONS

- › Do not apply when ambient temperature is less than 10°C or if the temperature might drop to this level within 4 hrs of application.
- › Do not over-thin or over-extend the brush.
- › Tint using Asian Paints machine colourants only
- › Stir well and strain before use.
- › Tinted paints need thorough shaking immediately after tinter addition as well as before use.

SAFETY FEATURES

- › Kindly refer to the MSDS for Asian Paints Decoprime Cement Primer (ST) which gives detailed information on safety measures while handling the paint.
- › Store the container with the lid tightly closed in an upright position, in a cool, dry place
- › Keep out of reach of children and away from food, drink
- › May be harmful if swallowed. In case of ingestion seek immediate medical attention.
- › Wear eye protection during application. In case of contact with eyes, rinse immediately with plenty of water and seek medical advice.
- › In case of skin contact immediately wash skin with soap and plenty of water. Get medical attention if irritation develops or persists.
- › Do not breathe vapour or spray. It is recommended to wear suitable nose pad during sanding and surface preparation to avoid dust inhalation
- › Do not pour leftover paint down the drain or in water courses.
- › In the event of spills, contain spillage using sand or earth.
- › Safety Data Sheet available for professional user on request.
- › No added Lead, Mercury or Chromium compounds